

## Grade 1 – Caterpillars / Week 1

1- Do you know what a caterpillar is? Describe it. Look at the vocabulary words for today's story on the next page. Then listen to the story *The Very Hungry Caterpillar* by Eric Carle on the following link: <https://www.youtube.com/watch?v=cj94an3qjPc>.

2- Using the timeline handout on page 3, cut and glue the pictures in the correct order. Then write under each picture what it represents. Look at the vocabulary on page 2 to help you.

3- Listen to a song that represents some of the steps the caterpillar goes through before becoming a butterfly: *Hungry Caterpillars* [https://www.youtube.com/watch?v=5gs8\\_VUSnMQ](https://www.youtube.com/watch?v=5gs8_VUSnMQ) . Sing along.

4- Colour the butterfly on page 4 using the colour code.

You can me pictures of your work at [melanie.custeau2@csmb.qc.ca](mailto:melanie.custeau2@csmb.qc.ca) .



Egg



caterpillar




hungry



1 apple



2 pears



3 plums



4 strawberries




5 oranges




food



Leaf




cocoon




butterfly

# Timeline: *The Very Hungry Caterpillar*/ Eric Carle

1	2	3	4





- |            |            |
|------------|------------|
| 1 - blue   | 4 - purple |
| 2 - pink   | 5 - green  |
| 3 - yellow | 6 - brown  |